




ELEVATION -A



ELEVATION -B



ELEVATION -C




ELEVATION -D



PLAN VIEW



PERSPECTIVE VIEW 01



PERSPECTIVE VIEW 02



WALL  
CARRARA BEIGE  
[2GW.SM]SATIN MATT  
60X30 CM



FLOOR  
QUARTZO GRAFITE BROWN  
[9R/440]MATT  
60X30 CM

TILE COMBINATION