




ELEVATION - A




ELEVATION - B



ELEVATION - C



ELEVATION - D




PLAN VIEW



PERSPECTIVE VIEW 01



PERSPECTIVE VIEW 02



TILE COMBINATION

WALL TILE
VERNON COLLECTION
WHITE
[12H.SM]
60X40CM

WALL TILE
PALM WOOD WHITE
[15K.MA]
60X40CM

WALL TILE
MONTALCINO COLLECTION
WHITE
[14G.MA]
60X40CM