

ELEVATION -A




ELEVATION -B



ELEVATION -C



ELEVATION -D




PLAN VIEW




PERSPECTIVE VIEWS 01



PERSPECTIVE VIEWS 02



WALL/FLOOR
 QUARTZO GRAFITE
 BLACK
 [9R/630] MATT
 60X30 CM



WALL
 BIANCO PLANE
 [IHW.SM] SATIN MATT
 60X30 CM



WALL
 BIANCO WAVE
 [9HE.SM] SATIN MATT
 60X30 CM

TILE COMBINATION